



2026

MULE SX™ 4x4



-  SUPER BLACK
-  GRAYISH BLUE



POWER

Engine	4-stroke, single-cylinder, OHV, air-cooled
Displacement	401cc
Maximum Horsepower	13.3 hp <sup>1</sup> @ 4,000 rpm
Maximum Torque	21.4 lb-ft @ 2,400 rpm
Bore x Stroke	82.0 x 76.0mm
Compression Ratio	8.6:1
Fuel System	Fuel Injection
Transmission	Continuously Variable Transmission (CVT) with (H,L,N,R)
Final Drive	Selectable 2WD/4WD, shaft. Dual mode rear differential with differential lock
Engine Braking	No
Alternator Output (max)	22.9 amp

CAPABILITY


Front Suspension / Wheel Travel	MacPherson Strut/3.1 in
Rear Suspension / Wheel Travel	Unit Swingarm/3.1 in
Front Tires	24 x 9-10
Rear Tires	24 x 11-10
Steering	Rack-and-pinion
Park Brake Type	Independent, mechanical drum

Front Brakes	Drum
Rear Brakes	Drum
Ground Clearance	6.7 in
Fuel Capacity	4.2 gal
Turning Radius	10.8 ft
Cargo Bed Dimensions (LxWxH)	35.6 x 40.9 x 9.6 in
Cargo Bed Load Capacity	399 lb
Payload Capacity	915 lb
Seating Capacity	2
Towing Capacity	1,100 lb <sup>***</sup>
Lighting	(2) Halogen headlights, tail/brake lights

DETAILS

Overall Length	106.7 in
Overall Width	52.6 in
Overall Height	70.9 in
Estimated Dry Weight	992.3 lb <sup>**</sup>
Curb Weight	1,031.9 lb <sup>*</sup>
Wheelbase	70.1 in
Instruments	Fuel gauge, hour meter, oil temp light, parking brake light
Color Choices	Super Black, Grayish Blue
Warranty	Kawasaki STRONG 3-Year Limited Warranty

Scan with camera to view videos, key features and more.



<sup>\*</sup>Curb weight includes all necessary materials and fluids to operate correctly, full tank of fuel (more than 90 percent capacity) and tool kit (if supplied).

<sup>\*\*</sup>Dry weight does not include all necessary materials and fluids to operate correctly, full tank of fuel (more than 90 percent capacity) and tool kit (if supplied).

<sup>\*\*\*</sup>Requires optional hitch.

<sup>1</sup>This vehicle's HP was measured according to ISO standard 4106. This ISO standard measures HP differently than the SAE standards by which the horsepower of many cars is measured, and as a result the referenced HP measurement may be higher than if it were measured by an SAE standard.

All MULE SX™ Series side x side's Rollover Protective Structure (ROPS) meets the performance requirements of SAE J1194.

KAWASAKI CARES: Read Owner's Manual and all on-product warnings. Always wear protective gear appropriate for the use of this vehicle. Never operate under the influence of drugs or alcohol. Protect the environment. The Kawasaki MULE™ side x side is an off- highway vehicle only, and is not designed, equipped or manufactured for use on public streets, roads or highways. Obey the laws and regulations that control the use of your vehicle. ©2025 Kawasaki Motors Corp., U.S.A. Specifications subject to change. Visit [Kawasaki-la.com](https://www.kawasaki-usa.com) for full product details.